



HAPPY INTERNATIONAL TEA DAY



A cup to sip & savour, in good times & in bad bringing together communities while binding people & planet for the sustenance of the future.

FORBES & WALKER LTD



ONE40

*Celebrating 140 years
of produce broking...*

FORBES & WALKER TEA BROKERS PVT LTD

WEEKLY TEA MARKET REPORT

SALE NO

19

**20TH/21ST
MAY 2025**



Overall Market

	QTY (M/KGS)	DEMAND
Ex Estate	1.14	Less
High & Medium	1.09	Fair
Leafy	1.04	Fair
Semi Leafy	0.84	Fair
Tippy/Small Leaf	0.98	Fair
Premium Flowery	0.04	Fair
Off Grade	1.35	Fair
Dust	0.52	Fair
Total	7.01	Fair

ORDER OF SALE

SALE NO : 19

20TH/21ST MAY 2025

EX-ESTATE	LG LARGE LEAF LG SMALL LEAF/BOP1A/ PREMIUM	HIGH & MEDIUM/OFF GRADE /DUST
Asia Siyaka Commodities PLC	Forbes & Walker Tea Brokers (Pvt) Ltd	Lanka Commodity Brokers Ltd
Forbes & Walker Tea Brokers (Pvt) Ltd	Mercantile Produce Brokers (Pvt) Ltd	Mercantile Produce Brokers (Pvt) Ltd
Eastern Brokers Ltd	Bartleet Produce Marketing (Pvt) Ltd	Forbes & Walker Tea Brokers (Pvt) Ltd
Ceylon Tea Brokers PLC	Lanka Commodity Brokers Ltd	Eastern Brokers Ltd
John Keells PLC	Eastern Brokers Ltd	John Keells PLC
Lanka Commodity Brokers Ltd	John Keells PLC	Ceylon Tea Brokers PLC
Bartleet Produce Marketing (Pvt) Ltd	Ceylon Tea Brokers PLC	Bartleet Produce Marketing (Pvt) Ltd
Mercantile Produce Brokers (Pvt) Ltd	Asia Siyaka Commodities PLC	Asia Siyaka Commodities PLC

AUCTION DETAILS

AT THIS WEEK'S SALE 12,438 LOTS TOTALLING 7,012,614 KGS WERE ON OFFER. THE BREAKDOWN IS AS FOLLOWS:

	LOTS	QUANTITY
Ex Estate	1,059	1,139,471
Main Sale - High & Medium	2,124	1,087,040
Low Grown - Leafy	2,297	1,044,484
Low Grown - Semi Leafy	1,776	844,596
Low Grown - Tippy	1,946	979,003
Premium Flowery	238	43,013
Off Grades	2,482	1,355,193
Dust	516	519,814
Total	12,438	7,012,614
Re - Prints	285	161,526

SETTLEMENT DATES

23/05/2025 27/05/2025 28/05/2025

10% Payment Buyers Prompt Sellers Prompt

Quality

Overall, lower to last.

COMMENTS

Auction offerings totalled 7.0 M/Kgs this week, a significantly higher volume from the 5.1 M/Kgs on offer the previous week. This is the highest volume on offer since Sale No. 20 of 23/24 May 2023. There was fair demand.

Ex-Estate offerings too recorded an increase over last and totalled 1.14 M/Kgs. There was less demand with overall quality showing a further decline.

Best Western BOP/BOPF's - A selection of better teas were firm to dearer by Rs. 20 per kg, whilst the others declined by Rs. 20-40 per kg. BOP/BOPF's in the Below Best category too were easier by Rs. 40-60 per kg, whilst teas at the lower end declined further. Nuwara Eliya BOP/BOPF's were mostly unsold due to a lack of suitable bids. Uva/Uda Pussellawa BOP/BOPF's - A few Select Best invoices sold well following special inquiry, whilst the others and teas at the bottom declined by Rs. 20-40 per kg and more.

High Grown CTC teas - BP1's had hardly any offerings. Better PF1's declined by approximately Rs. 20-40 per kg, whilst the others sold around last levels. Medium Grown BP1's - Better teas continued to sell well, whilst the others were mostly lower. PF1's were mostly unsold and where sold, were Rs. 20-40 per kg lower. Corresponding Low Grown varieties - BP1's gained by Rs. 20-40 per kg, whilst PF1's declined by a similar margin.

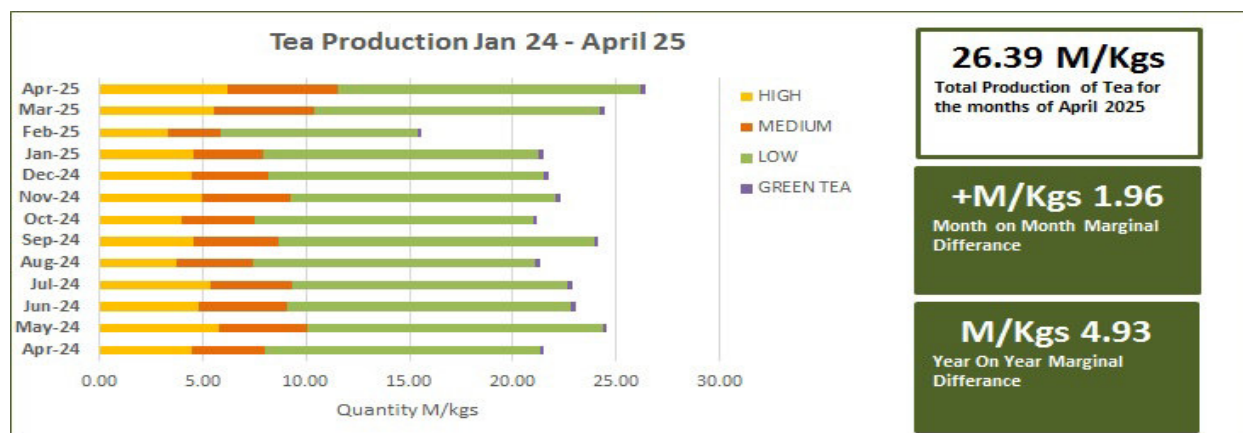
Low Grown comprised of 2.9 M/Kgs. All categories met with fair demand.

In the Leafy and Semi-Leafy catalogues, well-made BOP1's were firm to dearer, whilst the balance together with the bolder varieties were easier. OP1's in general were firm, whilst OP's were easier. Select Best OPA's recorded a noticeable decline, whilst the Best and Below Best varieties too were easier to a lesser extent. Teas at the lower end maintained at last levels. Select Best PEK's appreciated, whilst the balance were lower. However, teas at the bottom sold around last levels. PEK1's, in general, were firm to dearer.

In the Tippy catalogue, FBOP's were maintained at last levels, whilst the bolder varieties were irregular following quality. FBOPF1's, in general, were firm.

In the Premium catalogue, Very Tippy teas met with good demand and were firm, whilst the Best together with Below Best and cleaner teas at the bottom sold at last levels. Balance were irregular following quality.

NATIONAL TEA PRODUCTION



- Production for the Month was recorded at 26.39 M/Kgs in April 2025 (↑4.93 M/Kgs)
- All Elevations recorded positive variances against the corresponding period in 2024 on both a monthly and cumulative basis with the Mid Grown elevation recording the highest increases of 51.77% and 20% respectively vis-à-vis 2024.

APRIL 2025/2024/2023

* Sri Lanka Tea Production for the month of April 2025 totalled 26.39 M/Kgs, showing an increase of 4.93 M/Kgs vis-à-vis 21.46 M/Kgs of April 2024. All elevations record an increase, in comparison with the corresponding month of 2024.

* Compared to 25.24 M/Kgs of April 2023, the corresponding month in the year 2025 shows an increase of 1.15 M/Kgs (Refer table below).

ELEVATION	TOTAL		(2025-2024)		TOTAL	(2025-2023)	
	2025	2024	Variance (M/Kg)	%	2023	Variance (M/Kg)	%
HIGH	6,237,546	4,510,412	1.73	38.29%	6,301,029	-0.06	-1.01%
MEDIUM	5,286,384	3,483,269	1.80	51.77%	4,421,631	0.86	19.56%
LOW	14,648,184	13,319,782	1.33	9.97%	14,290,453	0.36	2.50%
GREEN TEA	220,423	151,145	0.07	45.84%	224,694	0.00	-1.90%
TOTAL	26,392,537	21,464,608	4.93	22.96%	25,237,807	1.15	4.58%

JANUARY-APRIL 2025/2024/2023

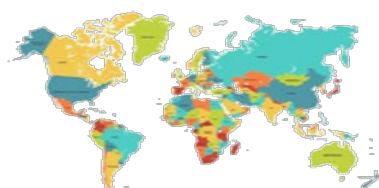
* January-April 2025 cumulative production totalled 88.38 M/Kgs, recording an increase of 8.65 M/Kgs vis-à-vis 79.73 M/Kgs of January-April 2024. All elevations show an increase in comparison with the corresponding period of 2024.

* Compared to 84.75 M/Kgs of January-April 2023, cumulative production of 2025 shows an increase of 3.63 M/Kgs. On a cumulative basis, the High and Mid Grown elevations recorded increases, whilst the Low Grown elevation and Green Tea segment have shown negative variances when compared with the same period in the year 2023 (Refer table below).

ELEVATION	TOTAL		(2025-2024)		TOTAL	(2025-2023)	
	2025	2024	Variance (M/Kg)	%	2023	Variance (M/Kg)	%
HIGH	19,803,635	17,294,782	2.51	14.51%	18,883,131	0.92	4.87%
MEDIUM	16,106,984	13,422,572	2.68	20.00%	13,351,303	2.76	20.64%
LOW	51,664,523	48,354,939	3.31	6.84%	51,692,769	-0.03	-0.05%
GREEN TEA	807,045	661,146	0.15	22.07%	824,974	-0.02	-2.17%
TOTAL	88,382,187	79,733,439	8.65	10.85%	84,752,177	3.63	4.28%

(Refer statistical details on Page No. 14)

NATIONAL TEA EXPORTS



Key Highlights:

- * Sri Lanka Tea Exports for the month was recorded at 18.20 M/Kgs - (Increase of 1.82 M/Kgs YoY)
- * Cumulative Exports totalled 81.41 M/Kgs (Increase of 2.71 M/Kgs YoY) in comparison with January-April 2024 total of 78.70 M/Kgs
- * F.O.B Value for the month recorded Rs. 1,760.31 (USD 5.90), recording an increase of Rs. 14.86 (Gain of USD 0.07) against April 2024. Cumulative FOB Value declined by Rs. 28.75 in comparison with the corresponding period of 2024, whilst the to date USD earnings continued to show an overall improvement in all categories
- * Iraq continues to maintain the top position amongst leading importer countries of Ceylon Tea for the year, whilst Libya makes significant improvement to secure 2nd place edging over Russia

April 2025/2024

* Tea Exports for the month of April 2025 totalled 18.20 M/Kgs, showing an increase of 1.82 M/Kgs vis-à-vis 16.38 M/Kgs of April 2024. All categories have recorded positive variances, except for the Tea in Bulk category. FOB value in April 2025 was recorded at Rs. 1,760.31, an increase of Rs. 14.86 YoY compared to Rs. 1,745.45 of April 2024. In USD terms, however, the month of April witnessed an increase of USD 0.07 in comparison with the corresponding period in the year 2024 (Refer table below).

	Quantity		Variance	Approx. FOB per kg Rs			Approx. FOB per kg USD		
	2025	2024		2025	2024	Variance	2025	2024	Variance
Tea In Bulk	6,880,618	7,775,597	-894,979	1,517.30	1,509.08	8.22	5.08	5.04	0.04
Tea Packets	8,840,030	6,498,229	2,341,801	1,620.75	1,654.81	-34.06	5.43	5.53	-0.10
Tea Bags	1,879,015	1,591,936	287,079	2,741.06	2,689.62	51.44	9.18	8.98	0.20
Instant	236,705	155,166	81,539	3,594.70	3,694.66	-99.96	12.04	12.34	-0.30
Green Tea	368,452	355,464	12,989	3,466.54	3,493.50	-26.96	11.61	11.67	-0.06
Grand Total	18,204,821	16,376,392	1,828,429	1,760.31	1,745.45	14.86	5.90	5.83	0.07

Source – Sri Lanka Customs / Central Bank of Sri Lanka Exchange Rates

JANUARY-APRIL 2025/2024

* January-April 2025 cumulative exports totalled 81.41 M/Kgs, recording a positive variance of 2.71 M/Kgs vis-à-vis 78.70 M/Kgs of January-April 2024. Tea Packets, Tea Bags and Instant Tea segments have recorded positive variances, whilst the Tea in Bulk and Green Tea categories witnessed a decline against the same period of the previous year.

* FOB value for the period stood at Rs. 1,743.61, a decrease of Rs. 28.75 (increase of USD 0.15) vis-à-vis Rs. 1,772.36 of January-April 2024.

* All categories except for Instant Tea recorded negative variances in LKR terms in FOB value, whilst gains were recorded in USD terms in all categories when compared to the corresponding period in 2024 (Refer table below).

	Quantity		Variance	Approx. FOB per kg Rs			Approx. FOB per kg USD		
	2025	2024		2025	2024	Variance	2025	2024	Variance
Tea In Bulk	34,586,813	36,784,430	-2,197,617	1,491.81	1,517.32	-25.51	5.03	4.90	0.13
Tea Packets	35,837,709	31,383,650	4,454,059	1,629.62	1,684.79	-55.17	5.49	5.44	0.05
Tea Bags	8,539,414	8,174,503	364,912	2,686.90	2,723.71	-36.80	9.05	8.79	0.26
Instant	940,842	843,498	97,344	3,492.73	3,224.09	268.64	11.77	10.41	1.36
Green Tea	1,505,924	1,518,365	-12,441	3,797.41	3,832.54	-35.12	12.79	12.38	0.42
Grand Total	81,410,702	78,704,445	2,706,256	1,743.61	1,772.36	-28.75	5.87	5.72	0.15

Source – Sri Lanka Customs / Central Bank of Sri Lanka Exchange Rates

Iraq ranks at No. 01 amongst major importers of Ceylon Tea with a total of 11.52 M/Kgs, an increase of 13% YoY in January-April 2025 against the previous year's 10.23 M/Kgs. Libya ranks in 2nd Place with 7.61 M/Kgs, an improvement of 353% surpassing Russia at 3rd place who has witnessed a significant decline of 9% YoY with 7.50 M/Kgs vis-à-vis 8.27 M/Kgs recorded in 2024. The U.A.E is place at No. 4 with 5.52 M/Kgs (35% decrease YoY) followed by Türkiye 4.29 M/Kgs (19% decrease YoY), Iran 4.09 M/Kgs (1% decrease YoY). Chile has secured 7th position with 3.77 M/Kgs edging over China 3.15 M/Kgs, Saudi Arabia 2.89 M/Kgs followed by Germany at 2.73 M/Kgs for January-April 2025.

(Refer statistical details on Page Nos. 15 and 16).

CROP AND WEATHER

Page No 5

FOR THE PERIOD 13 - 19 May 2025

Western/Nuwara Eliya Regions



Bright mornings and evening showers were reported in the Western and Nuwara Eliya regions. The Department of Meteorology expects heavy showers in both regions in the week ahead.

Uva/Udapussellawa Regions



The Uva and Uda Pussellawa regions reported bright mornings and occasional evening showers throughout the week. According to the Department of Meteorology, showers are expected in both regions in the week ahead.

Low Grown



The Low Grown Region reported rainy weather throughout the week. Fairly heavy showers are expected in the Low Grown Region in the week ahead according to the Department of Meteorology.

Crop

The crop intake was maintained in the Western Medium, Nuwara Eliya, Uva, Uda Pussellawa and Low Grown regions, whilst the Western High Region reported a decrease.



HIGH GROWN TEAS

■ Incline from last week
■ Decline from last week
■ Static Market

BOP

Best Western's - A selection of clean leaf invoices sold around last week's closing levels, whilst the others declined by Rs. 40-50 per kg. Teas in the Below Best category, where quality was maintained, gained by Rs. 20-40 per kg, whilst the others declined by a similar margin and more. Teas at the lower end were easier by Rs. 40-60 per kg. Nuwara Eliya's were mostly unsold due to a lack of suitable bids. Uda Pussellawa's - A few select Best gained considerably following special inquiry, whilst the others declined by Rs. 20-40 per kg and more. Uva's - A few invoices in the Best category gained considerably following special inquiry, whilst the others declined by Rs. 40-50 per kg.

BOPF

A selection of clean leaf coloury teas in the Best and Below Best categories were firm and irregularly dearer by Rs. 20-40 per kg, whilst the others declined by Rs. 50 per kg. Teas at the lower end which commenced Rs. 40-60 per kg lower, declined further towards the close. Nuwara Eliya's were mostly unsold due to a lack of suitable bids. Uda Pussellawa's - Better teas declined by Rs. 20-40 per kg and more, whilst the others declined to a lesser extent. Uva's - A few invoices sold around last levels following special inquiry, whilst the others declined by Rs. 40 per kg and more.

OP/OPA

Well-made varieties declined by Rs. 50-70 per kg, whilst the others and poorer sorts were firm to easier by Rs. 20 per kg.

PEKOE/PEKOE1

Flavoury PEK's were easier by Rs. 60-100 per kg. Orthodox Leafy PEK's were firm to dearer by Rs. 20-40 per kg. Best PEK1's were firm to easier by Rs. 20-40 per kg, whilst the others decline by Rs. 60-100 per kg. A few Best Rotovane PEK's sold at last levels following quality/special inquiry, whilst the balance declined by Rs. 50 per kg and more. Others and poorer sorts declined further following quality.

FBOP/FBOPF1

Select Best flavoury FBOP's were firm to irregularly dearer by Rs. 40-60 per kg selectively. Better Orthodox FBOP's were dearer by Rs. 20 per kg, whilst the FBOPF1's were firm to irregularly easier by Rs. 20-40 per kg and more at times. Below Best FBOP/FBOPF1's were easier by Rs. 30-50 per kg, whilst the teas at the lower end were easier by Rs. 20-40 per kg.

QUOTATIONS LKR

SALE DTE	BOP		BOPF		PEKOE/FBOP		OP	
	14 May	20/21 May	14 May	20/21 May	14 May	20/21 May	14 May	20/21 May
Best Westerns	1160-1260	1100 - 1380	1140-1280	1120 - 1320	1300-1550	1300 - 1750	1200	1080 - 1180
Below Best Westerns	960-1140	1000 - 1060	1060-1120	1020 - 1100	1180-1260	1160 - 1280	1080	1020 - 1060
Plainer Westerns	820 - 940	820 - 980	830-1040	810 - 1000	N/A	880 - 1120	N/A	940 - 1000
Nuwara Eliyas	1200-1240	1240 -	1200-1280	1240 -	1400-1420	1400 - 1500	1100	1020 - 1040
Brighter Udupussellawas	870 - 880	940 - 1100	900 - 960	870 - 900	1260-1500	N/A	1100-1160	1080 - 1120
Other Udupussellawas	840 - 860	830 - 900	830 - 890	820 - 860	980-1220	1080 - 1240	1040-1080	1000 - 1040
Best Uvas	1000	1000 - 1100	1000-1080	960 - 1100	1320-1800	1300 - 1700	1160-1360	1080 - 1260
Other Uvas	900 - 960	840 - 940	N/A	830 - 900	920-1280	890 - 1280	980-1120	880 - 1060

MEDIUM GROWN TEAS

■ Incline from last week
■ Decline from last week
■ Static Market

BOP	Large Leaf teas declined by Rs. 50-100 per kg, whilst the others declined to a lesser extent.
BOPF	Better teas declined by Rs. 40-60 per kg and more, whilst the others and poorer sorts sold around last levels.
OP/OPA	Well-made OP/OPA's declined by Rs. 50-70 per kg, whilst the others at the lower end were firm to easier by Rs. 20-40 per kg.
PEKOE/PEKOE1	Bold PEK's were firm to dearer by Rs. 20 per kg, whilst the others were easier by Rs. 40-60 per kg. A few Select Best PEK1's were selectively dearer following special inquiry, whilst the others were firm to easier by Rs. 20-40 per kg. Below Best types and others were easier by Rs. 60-100 per kg.
FBOP/FBOPF1	A few Select Best and Best FBOP's were firm to dearer by Rs. 20 per kg, whilst the others were easier by Rs. 30-50 per kg and more at times. Better FF1's were firm to easier by Rs. 20 per kg, whilst the others in the Best and Below Best categories were firm to easier by Rs. 20-40 per kg. Teas at the lower end declined by a similar margin.

QUOTATIONS LKR SALE DTE	BOP		BOPF		PEKOE/FBOP		OP	
	14 May	20/21 May	14 May	20/21 May	14 May	20/21 May	14 May	20/21 May
Good Mediums	1340-1700	1260 - 1600	1000-1120	1020 -	1380-1650	1400 - 1750	1140-1300	1080 - 1220
Other Mediums	840-1120	830 - 900	800 - 920	790 - 960	900-1360	900 - 1380	900-1120	1040 - 1060

UNORTHODOX / CTC TEAS

HIGH GROWN	BP1s - Hardly any offerings. PF1s - Teas in the high-priced bracket declined by Rs. 20 per kg and more, whilst the others sold around last levels.
MEDIUM GROWN	BP1s - Select Best continued to sell well, whilst the others were irregular and mostly lower. PF1s - Teas in the high-priced bracket declined by Rs. 20-40 per kg and were mostly unsold, whilst the others declined by a similar margin.
LOW GROWN	BP1s - Gained by Rs. 20-40 per kg and more. PF1s - Declined by Rs. 20-40 per kg following quality.

QUOTATIONS LKR SALE DTE	BP1		PF1	
	14 May	20/21 May	14 May	20/21 May
High Grown	N/A	N/A	850-1180	890 - 1140
Medium Grown	1060-1220	1040 - 1240	920-1180	900 - 1200
Low Grown	940-1020	940 - 1160	1200-1550	1100 - 1550

OFF GRADES

■ Incline from last week
■ Decline from last week
■ Static Market

FGS1/FGS

A few select invoices in the Best category appreciated by Rs. 20- 40 per kg and more towards the closure. Below Best varieties, where quality maintained, were dearer by a similar margin and more as the sale progressed. Teas at the lower end of the market were firm to dearer. Low Grown - In general, were firm to dearer. CTC's were firm to dearer following quality.

BROKENs

In general maintained.

BOP1A

Main Grade reducer varieties in the Best category were dearer by Rs. 30-40 per kg and more following quality, whilst the balance were easier by Rs. 10-20 per kg. Below Best varieties were easier by Rs. 20 per kg and more on occasion, whilst the poorer sorts were firm to easier.

QUOTATIONS LKR

SALE DTE	HIGH		MEDIUM		LOW	
	14 May	20/21 May	14 May	20/21 May	14 May	20/21 May
Better Fannings (Orthodox)	800-1140	820 - 1160	790-940	810 - 1000	800-900	810 - 920
Better Fannings (CTC)	N/A	840 -	N/A	840 - 940	840-1160	820 - 1040
Other Fannings (Orthodox)	650-790	680 - 810	660-780	690 - 800	700-790	680 - 800
Other Fannings (CTC)	770	N/A	720-770	720 - 790	680-750	710 - 780
Good Broken	880-1160	870 - 1140	880-1080	880 - 1200	880-1180	890 - 1240
Other Broken	810-860	810 - 860	750-870	740 - 870	740-870	750 - 880
Better BOP1As	920-960	920 - 960	900-960	920 - 1020	900-1300	890 - 1360
Other BOP1As	860-900	860 - 880	790-880	860 - 880	840-890	790 - 870

DUSTS

DUST1

Select Best Dust1's declined by Rs. 40 per kg, whilst the Best varieties remained firm to easier by Rs. 20 per kg. The Below Best sorts together with the poorer sorts appreciated by Rs. 20-40 per kg and more at times. Low Grown Best varieties were firm to dearer by Rs. 20-40 per kg, whilst the others followed a similar trend. Best High and Mid Grown CTC teas declined by Rs. 20-40 per kg, whilst the Below Best varieties together with the poorer sorts were easier by a similar margin. Best Low Grown CTC teas declined by Rs. 40 per kg, whilst the others remained firm.

DUST

Clean leaf secondaries together with the poorer sorts were firm to dearer by Rs. 20-40 per kg, whilst the Low Grown varieties were firm to dearer by a similar margin.

QUOTATIONS LKR

SALE DTE	HIGH		MEDIUM		LOW	
	14 May	20/21 May	14 May	20/21 May	14 May	20/21 May
Better Primary Dust (Orthodox)	1120-1600	1120 - 1550	980-1060	960 - 1000	N/A	880 - 920
Better Primary Dust (CTC) P. Dust	1000-1020	1020 - 1140	1040	1020 - 1120	1100-1440	1060 - 1320
Below Best Primary Dust (Orthodox)	950-1100	960 - 1100	830-960	850 - 950	760-870	770 - 860
Other Primary Dust (CTC) P. Dust	780-980	820 - 1000	700-1000	810 - 1000	900-1060	720 - 1020
Other Primary Dust (Orthodox)	760-940	750 - 950	710-820	810 - 840	660-750	720 - 760
Better Secondary Dust	960-1000	960 - 1040	800-860	800 - 820	860-900	880 - 980
Other Secondary Dust	650-940	680 - 940	640-780	670 - 790	650-850	670 - 860

LOW GROWN TEAS

■ Incline from last week
■ Decline from last week
■ Static Market

FBOP/FBOP1	FBOP's were firm. However, the bolder varieties were irregular following quality. FBOP1's, in general, sold around last levels.
BOP	BOP's were firm on last.
BOP1	Well-made BOP1's were firm to dearer, whilst the balance together with the bolder varieties were easier.
OP1	OP1's, in general, were firm.
OP	OP's were easier.
OPA	Select Best OPA's declined substantially, whilst the Best and Below Best varieties too were easier to a lesser extent. Teas at the bottom were firm.
PEKOE	Select Best PEK's appreciated, whilst the balance were lower. However, teas at the bottom sold around last levels. PEK1's, in general, were firm to dearer.
BOPF	Well-made BOPF's were easier, whilst the balance were firm.
FBOPF/FBOPF1	Very Tippy teas met with good demand and were firm, whilst the Best together with Below Best and cleaner teas at the bottom too sold around last levels. Balance were irregular following quality. FBOPF1's, in general, were firm.

QUOTATIONS LKR SALE DTE	SELECT BEST		BEST		BELOW BEST		OTHERS	
	14 May	20/21 May	14 May	20/21 May	14 May	20/21 May	14 May	20/21 May
FBOP 1	1750-2000	1750 - 2000	1550-1650	1550 - 1650	1300-1350	1300 - 1350	1000-1100	1000 - 1100
FBOP	2100-2400	2100 - 2300	1600-1750	1600 - 1750	1250-1400	1250 - 1400	1000-1100	1000 - 1100
BOP 1	2000-3000	2100 - 3000	1650-1950	1700 - 2000	1000-1340	1050 - 1400	850-980	850 - 980
BOP	1600-1900	1700 - 2000	1350-1400	1350 - 1400	1000-1300	1000 - 1300	950-1000	950 - 1000
BOPF	1200-1500	1200 - 1350	900-1000	900 - 1000	850-900	850 - 900	800-850	800 - 850
FBOPF (TIPPY)/FBOPF SP	4350-4800	4400 - 4800	3900-4100	3950 - 4200	2800-3500	2800 - 3500	1000-1200	1000 - 1200
FBOPF 1	1600-1750	1600 - 1700	1450-1500	1450 - 1500	1350-1400	1350 - 1400	1000-1100	1000 - 1100
FBOPF	1700-2100	1800 - 2200	1450-1550	1450 - 1550	1300-1400	1300 - 1400	950-1000	950 - 1000
OP 1	2400-3200	2400 - 3200	2250-2350	2250 - 2350	1600-2200	1600 - 2200	900-1550	900 - 1550
OP	1340-1650	1320 - 1600	1240-1320	1220 - 1300	1160-1220	1140 - 1200	920-1140	920 - 1120
OPA	1260-1600	1240 - 1500	1160-1240	1140 - 1220	1060-1140	1040 - 1120	860-1040	860 - 1020
PEKOE	1400-2350	1420 - 2450	1300-1380	1320 - 1400	1180-1280	1200 - 1300	800-1160	800 - 1180
PEK 1	1650-2400	1650 - 2300	1400-1600	1400 - 1600	1280-1380	1300 - 1380	850-1260	850 - 1280

TOP PRICE

WESTERN MEDIUM				WESTERN HIGH			
Nayapane	BOP		1600	Bambrakelly	FBOP/FBOP1		1700
Doombagastalawa	BOP	@	1500	Queensberry	FBOP/FBOP1	@	1650
Harangalla	BOP	@	1480	Fairlawn	FBOPF/FBOPF1		1500
Windsorforest	BOPSp	@	1460	Queensberry	FBOPF/FBOPF1	@	1460
Craighead	BOPF/BOPFSp	@	1280	Cymru	OP/OPA		1180
Craighead	BOP1	@	2050	Glenloch	OP/OPA	@	1160
Harangalla	BOP1	@	1600	Bambrakelly	OP/OPA	@	1160
Craighead	FBOP/FBOP1	@	1750	Queensberry	OP/OPA	@	1100
Imboolpittia	FBOP/FBOP1	@	1750	St Andrews	OP/OPA		1100
Harangalla	FBOP/FBOP1	@	1750	Craig Hill	OP1		1400
Dartry Valley	FBOP/FBOP1	@	1750	Craig Hill	PEK/PEK1		1750
Ancoombra	FBOP/FBOP1		1750	NUWARA ELIYAS			
Doombagastalawa	FBOP/FBOP1	@	1700	Lovers Leap	BOP		1240
Orange Field	FBOP/FBOP1		1700	Mahagastotte	BOP	@	1180
Windsorforest	FBOP/FBOP1	@	1650	Kenmare	BOPSp		890
Cooroondoowatte	FBOP/FBOP1	@	1650	Court Lodge	BOPF/BOPFSp	@	870
Dartry Valley	FBOPF/FBOPF1	@	1600	Kenmare	FBOP/FBOP1	@	1500
Ancoombra	FBOPF/FBOPF1		1600	Court Lodge	FBOP/FBOP1	@	1400
Hatale	FBOPF/FBOPF1		1600	Kenmare	OP/OPA	@	1040
Craighead	FBOPF/FBOPF1	@	1550	Court Lodge	PEK/PEK1		1140
Doombagastalawa	FBOPF/FBOPF1	@	1550	UDAPUSSELLAWAS			
Harangalla	FBOPF/FBOPF1	@	1550	Kirklees	BOP		1100
Imboolpittia	FBOPF/FBOPF1	@	1500	Delmar	BOPSp	@	1020
Kenilworth	FBOPF/FBOPF1		1500	Kirklees	BOPF/BOPFSp		900
Meezan	OP/OPA		1220	Blairlomond	FBOP/FBOP1	@	1600
Galgewatta	OP/OPA		1220	Gampaha	FBOPF/FBOPF1		1440
Ingurugala	OP/OPA		1220	Delmar	OP/OPA		1120
Menikdiwela Tea	OP/OPA	@	1200	Blairlomond	OP/OPA	@	1100
Kurugama	OP/OPA		1200	Gampaha	OP/OPA		1100
Greenwood	OP/OPA		1200	Delmar	OP1		1160
Castlemilk	OP/OPA		1200	Gampaha	PEK/PEK1		1420
Craighead	OP/OPA	@	1180	Blairlomond	PEK/PEK1	@	1400
Elpitiya	OP/OPA		1180	LOW GROWNS			
Harangalla	OP1	@	1550	Mahaliyadda	BOP		2350
Dartry Valley	OP1	@	1480	Stream Line	BOPSp		2200
Menikdiwela Tea	OP1	@	1480	Parakaduwa Super	BOPF		1480
Craighead	PEK/PEK1	@	1650	Sithaka	BOPF		1340
Imboolpitiya	PEK/PEK1	@	1650	Adams View	BOPF	@	1220
Rilagala	PEK/PEK1	@	1650	Greenwin Super	BOPFSp		2100
Harangalla	PEK/PEK1	@	1650	Sunrise	FBOP		2350
Dartry Valley	PEK/PEK1	@	1650	Adams View	FBOP	@	2300
Nayapane	PEK/PEK1		1650	Mulatiyana Hills	FBOP		2300
Doombagastalawa	PEK/PEK1	@	1600	Kiruwana g anga	FBOP1	@	2300
Meezan	PEK/PEK1		1600	Cecil ia n	FBOP1	@	2050
Orange Field	PEK/PEK1		1600	Gunawardena	FBOPF	@	2250
Cooroondoowatte	PEK/PEK1	@	1550	Adams View	FBOPF1	@	1700
Ingurugala	PEK/PEK1		1550	Ransegoda	FBOPF1		1650
WESTERN HIGH				Lumbini	FBOPF1		1650
Cymru	BOP		1380	Dellawa	FBOPF1	@	1600
Ingestre	BOP	@	1280	Gunawardena	FBOPF1	@	1600
Great Western	BOP	@	1260	Gangaboda	FBOPF1	@	1600
Queensberry	BOPSp	@	1420	Pothotuwa	BOP1	@	3000
Wattegodde	BOPSp	@	1400	Pothotuwa	OP1	@	3200
Holyrood	BOPSp	@	1400	Morawakkorale	OP	@	1600
Alton	BOPF/BOPFSp	@	1320	Green Lanka	OPA		1500
Bambrakelly	BOP1		1550	Kurudu w atta	OPA		1500
				Lumbini	PEK		2450
				H P P Tea	PEK1		2300

UVA MEDIUM			
Blossoms Uva Tea	BOP	@	1260
Uva Samovar	BOPSp		1360
Halpewatte Uva	BOPSp	@	1300
Dickwella	BOPF/BOPFSp		1360
Adawatte	BOP1		1600
Dickwella	BOP1		1600
Shawlands	FBOP/FBOP1	@	1700
Roseland Uva	FBOPF/FBOPF1		1460
Dickwella	OP/OPA	@	1200
Misty-Uva	OP/OPA	@	1200
Glen Alpin	OP/OPA		1200
Uva Samovar	OP/OPA	@	1160
Hindagala	OP/OPA		1160
Aruna Keppetipola	OP/OPA		1160
Blossoms Uva Tea	OP/OPA	@	1140
Telbedde	OP/OPA	@	1140
Dickwella	OP1	@	1700
Dickwella	PEK/PEK1		1900
Misty-Uva	PEK/PEK1	@	1550
UVA HIGH			
Nayabedde	BOP	@	1100
Ranaya	BOPSp		1360
Nayabedde	BOPF/BOPFSp	@	960
Bandaraeliya	BOPF/BOPFSp	@	960
Uva Highlands	BOP1	@	1650
Glenanore	BOP1		1650
Glenanore	FBOP/FBOP1	@	1600
Aislaby	FBOP/FBOP1	@	1550
Gonamotawa	FBOPF/FBOPF1	@	1480
Glenanore	FBOPF/FBOPF1	@	1420
Craig	FBOPF/FBOPF1		1420
Ranaya	OP/OPA		1260
Ellathota Uva	OP1	@	1550
Uva Highlands	OP1	@	1550
Ranaya	OP1		1550
Ranaya	PEK/PEK1		1550

UVA HIGH			
Gonamotawa	PEK/PEK1	@	1500
Aislaby	PEK/PEK1	@	1500
UNORTHODOX HIGH			
Dunsinane CTC	PF1	@	1140
Mount Vernon CTC	BPS		850
UNORTHODOX MEDIUM			
New Peacock CTC	PF1	@	1200
New Peacock CTC	BP1		1240
Donside CTC	BPS	@	750
UNORTHODOX LOW			
Hingalgoda CTC	PF1		1550
Ceciliyan CTC	BP1		1160
Canora CTC	BPS	@	800
PREMIUM FLOWERY			
Samwin	FBOPFSp		5450
Ivy Hills	FBOPFExSp		5150
Dediyagala	FBOPFExSp1		4550
Kiruwanaganga	FBOPFExSp1	@	4500
DUSTS			
Mattakelle	DUST1		1550
Ceciliyan CTC	PD	@	1320
Hingalgoda CTC	PD		1320
OFF GRADES			
Wanarajah	FGS/FGS1	@	1160
Holyrood	FGS/FGS1	@	1140
Adisham	FGS/FGS1	@	1120
Wattegodde	FGS/FGS1	@	1120
Eildon Hall	FGS/FGS1	@	1120
Theresia	FGS/FGS1		1120
Kew	FGS/FGS1		1120
Stockholm	FGS/FGS1		1120
Liyonta CTC	PF		1040
Aldora	BM		1060
Rain Forest	BM		1060
Jawa Super	BP		1240
Sunrise	BP		1240
Lucky Hills	BP	@	1200
Kothmale Hills	BP		1200
Aldora	BOP1A		1360
Chandrika Estate	BOP1A	@	1340

QUANTITY SOLD

DURING THE PERIOD 14TH-17TH MAY 2025	WEEKLY (KGS)		TODATE (KGS)	
	2025	2024	2025	2024
PRIVATE SALES	258,690	101,837	4,101,073	2,094,161
PUBLIC AUCTION	4,257,149	4,392,058	87,240,879	82,625,612
FORWARD CONTRACTS	40,000	35,500	1,109,871	549,700
DIRECT SALES	NIL	NIL	NIL	NIL
TOTAL	4,555,839	4,529,395	92,451,823	85,269,473
BMF EXCLUDED FROM PRIVATE SALE	12,100	NIL	746,274	875,413

(QUANTITY SOLD AND THE AVERAGE PRICE PER AUCTION)

	Quantity (M/kgs)			AVG Price (LKR)			Avg Price (USD)		
	2025	2024	2023	2025	2024	2023	2025	2024	2023
07TH MAY 2025	5.70	4.65	4.96	1166.87	1249.52	1155.90	3.95	4.29	3.68
14TH MAY 2025	4.26	4.39	5.37	1170.01	1261.40	1133.07	3.97	4.28	3.64

Source: Central Bank of Sri Lanka / Buying Rates

RATES OF EXCHANGE

SRI LANKA RUPEE APPROX PER UNIT OF CURRENCY

YEAR	2025	2024	2023
USD	295.81	296.74	302.42
STG.PD	393.93	372.65	376.67
EURO	330.82	319.56	327.46
YEN	2.03	1.88	2.21

Source: Central Bank of Sri Lanka / Buying Rates

PUBLIC AUCTION/GROSS SALES AVERAGE

SALE NO 18 14TH MAY 2025	WEEKLY(LKR)			TODATE (LKR)			WEEKLY(USD)			TODATE(USD)		
	2025	2024	2023	2025	2024	2023	2025	2024	2023	2025	2024	2023
Uva High Grown	1007.49	1135.86	1030.15	1057.46	1118.11	1177.42	3.42	3.86	3.31	3.58	3.65	3.45
Western High Grown	1029.67	1212.52	1147.00	1134.64	1202.07	1381.73	3.49	4.12	3.69	3.84	3.92	4.05
CTC High Grown	1002.60	1127.45	978.54	1094.31	1129.90	1208.14	3.40	3.83	3.15	3.71	3.69	3.54
High Grown (Summary)	1022.42	1181.48	1108.53	1111.14	1177.63	1324.08	3.47	4.01	3.56	3.76	3.84	3.88
Uva Medium Grown	1083.17	1166.32	1018.13	1094.44	1159.86	1162.82	3.67	3.96	3.27	3.71	3.78	3.41
Western Medium Grown	997.34	1031.17	963.43	1033.31	1098.12	1143.14	3.38	3.50	3.10	3.50	3.58	3.35
CTC Medium Grown	928.90	972.46	922.87	958.64	970.83	1100.27	3.15	3.30	2.97	3.25	3.17	3.22
Medium Grown (Summary)	1028.61	1084.74	983.58	1052.51	1117.58	1149.21	3.49	3.68	3.16	3.56	3.65	3.37
Orthodox Low Grown	1285.60	1379.69	1200.43	1269.76	1402.31	1431.32	4.36	4.69	3.86	4.30	4.57	4.19
CTC Low Grown	1032.39	994.37	965.88	983.74	1035.94	1019.71	3.50	3.38	3.11	3.33	3.38	2.99
Low Grown(Summary)	1273.67	1350.83	1188.69	1256.46	1376.68	1408.29	4.32	4.59	3.82	4.26	4.49	4.13
Total	1170.01	1261.40	1133.07	1192.50	1291.18	1350.69	3.97	4.28	3.64	4.04	4.21	3.96

Source: Oanda Exchange Rates

Source: MSL - Averages



SRI LANKA TEA PRODUCTION (M/KGS)

APRIL 2024-2025

Elevation	CTC		CHANGE 24/25		ORTHODOX		CHANGE 24/25		TOTAL		CHANGE 24/25	
	2025	2024	Actual	%	2025	2024	Actual	%	2025	2024	Actual	%
HIGH	566,500	474,782	0.09	19.32	5,671,046	4,035,630	1.64	40.52	6,237,546	4,510,412	1.73	38.29
MEDIUM	980,218	447,412	0.53	119.09	4,306,166	3,035,857	1.27	41.84	5,286,384	3,483,269	1.80	51.77
LOW	909,355	820,984	0.09	10.76	13,738,829	12,498,798	1.24	9.92	14,648,184	13,319,782	1.33	9.97
GREEN TEA	000	000	0.00	N/A	000	000	0.00	N/A	220,423	151,145	0.07	45.84
T/B Adjustment	000	000	0.00	N/A	000	000	0.00	N/A	00	00	00	00
TOTAL	2,456,073	1,743,178	0.71	40.90	23,716,041	19,570,285	4.15	21.18	26,392,537	21,464,608	4.93	22.96

JANUARY - APRIL 2024-2025

Elevation	CTC		CHANGE 24/25		ORTHODOX		CHANGE 24/25		TOTAL		CHANGE 24/25	
	2025	2024	Actual	%	2025	2024	Actual	%	2025	2024	Actual	%
HIGH	1,739,982	1,806,613	-0.07	-3.69	18,063,653	15,488,169	2.58	16.63	19,803,635	17,294,782	2.51	14.51
MEDIUM	3,007,751	2,051,331	0.96	46.62	13,099,233	11,371,241	1.73	15.20	16,106,984	13,422,572	2.68	20.00
LOW	3,092,049	3,350,667	-0.26	-7.72	48,572,474	45,004,272	3.57	7.93	51,664,523	48,354,939	3.31	6.84
GREEN TEA	000	000	0.00	N/A	000	000	0.00	N/A	807,045	661,146	0.15	22.07
T/B Adjustment	000	000	0.00	N/A	000	000	0.00	N/A	00	00	00	00
TOTAL	7,839,782	7,208,611	0.63	8.76	79,735,360	71,863,682	7.87	10.95	88,382,187	79,733,439	8.65	10.85

SRI LANKA TEA EXPORTS

DESCRIPTION	QUANTITY (kgs)	VALUE	APPROX AVG UNIT FOB VALUE PER KG.RS/CTS
APRIL 2025			
Tea In Bulk	6,880,618	10,439,938,124	1,517.30
Tea In Packets	8,840,030	14,327,523,103	1,620.76
Tea In Bags	1,879,015	5,150,490,288	2,741.06
Instant Tea	236,705	850,885,736	3,594.71
Green Tea	368,452	1,277,252,725	3,466.54
Total	18,204,820	32,046,089,976	1,760.31
APRIL 2024			
Tea In Bulk	7,775,597	11,734,004,485	1,509.08
Tea In Packets	6,498,229	10,753,359,095	1,654.81
Tea In Bags	1,591,936	4,281,704,396	2,689.62
Instant Tea	155,166	573,287,410	3,694.67
Green Tea	355,464	1,241,811,959	3,493.50
Total	16,376,392	28,584,167,345	1,745.45
JANUARY TO APRIL 2025			
Tea In Bulk	34,586,813	51,597,068,797	1,491.81
Tea In Packets	35,837,709	58,401,976,890	1,629.62
Tea In Bags	8,539,414	22,944,585,352	2,686.90
Instant Tea	940,842	3,286,110,145	3,492.73
Green Tea	1,505,924	5,718,617,477	3,797.41
Total	81,410,702	141,948,358,661	1,743.61
JANUARY TO APRIL 2024			
Tea In Bulk	36,784,430	55,813,816,988	1,517.32
Tea In Packets	31,383,650	52,875,012,161	1,684.79
Tea In Bags	8,174,503	22,264,942,823	2,723.71
Instant Tea	843,498	2,719,516,787	3,224.09
Green Tea	1,518,365	5,819,190,196	3,832.54
Total	78,704,446	139,492,478,955	1,772.36

Source : Sri Lanka Customs Statistical Dept.

MAJOR IMPORTERS OF SRI LANKA TEA

Page No 16

Country	Bulk Tea	Packeted Tea	Tea Bags	Instant Tea	Green Tea	Total 2025	Total 2024
IRAQ	809,225.00	10,459,325.99	248,045.28	004.80	10,884.00	11,527,485.07	10,239,979.65
LIBYA		7,575,555.00	8,520.00	408.00	28,320.00	7,612,803.00	1,681,733.80
RUSSIA	5,829,376.00	1,312,003.41	184,756.24		177,810.73	7,503,946.38	8,277,024.91
U.A.E.	3,631,467.75	1,578,108.10	92,394.12	1,482.29	218,461.97	5,521,914.23	8,492,829.46
TURKEY	1,853,069.25	2,428,345.00	15,828.00			4,297,242.25	5,291,741.92
IRAN	2,996,776.75	1,092,755.00	940.00			4,090,471.75	4,127,790.50
CHILE	2,894,185.00	98,319.66	752,936.41	1,303.99	26,641.58	3,773,386.64	2,655,007.71
CHINA	2,745,898.02	318,627.38	73,915.78	1,069.72	14,455.32	3,153,966.22	3,377,962.92
SAUDI ARABIA	672,252.00	1,433,842.57	707,150.57	12,025.90	71,690.16	2,896,961.20	3,242,973.96
GERMENY	2,039,148.00	601,989.36	62,936.02	15,560.00	16,460.94	2,736,094.32	2,788,650.08
AZERBAIJAIN	2,417,685.00	204,679.82	1,778.96		7,443.80	2,631,587.58	3,173,671.47
SYRIA	235,755.00	1,746,111.00	316,657.04	3,000.00		2,301,523.04	2,215,441.46
U.S.A.	658,419.00	751,481.83	334,148.21	64,004.80	283,187.86	2,091,241.70	1,967,311.79
JAPAN	1,381,654.39	71,242.87	313,604.76	5,040.00	2,854.95	1,774,396.97	1,571,900.59
JORDAN	108,704.00	847,706.75	804,019.20	1,750.00	6,031.92	1,768,211.87	1,808,182.80
TAIWAN	1,172,337.99	83,212.64	9,466.88	3,660.00	8,969.40	1,277,646.91	1,222,165.61
POLAND	471,457.00	198,186.35	495,817.93	4,990.00	53,280.03	1,223,731.31	1,235,934.09
HONG KONG	938,404.50	64,765.46	32,070.45		8,715.12	1,043,955.53	1,132,887.80
BELGIUM	26,045.00	866,335.29	81,455.24	011.25	12,967.12	986,813.90	1,029,521.79
AUSTRALIA	68,609.00	177,199.21	528,156.65	5,127.66	52,310.03	831,402.55	968,547.35
KUWAIT		522,616.42	252,162.55	009.95	8,935.00	783,723.92	715,403.76
IRELAND		3,702.72	10,168.13	762,240.00	1,174.94	777,285.79	661,206.32
ISRAEL	158,680.00	187,851.00	301,714.74	004.80	21,847.26	670,097.80	470,995.07
LEBANON	1,134.00	537,388.58	51,133.27		4,511.15	594,167.00	570,994.43
NETHERLANDS (HOLAND)	42,660.00	175,065.94	249,316.35	1,003.19	68,642.56	536,688.04	526,235.81

WORLD TEA PRODUCTION (M/KGS)

	2023	2024	2025	TODATE			DIFFERENCE +/-	
	2023	2024	2025	2023	2024	2025	2023 vs 2024	2024 vs 2025
Apr								
Sri Lanka	25.2	21.5	26.4	84.8	79.8	88.4	-5	8.6

	2023	2024	2025	TODATE			DIFFERENCE +/-	
	2023	2024	2025	2023	2024	2025	2023 vs 2024	2024 vs 2025
Mar								
North India	65.8	46.9	49.4	69	49.2	60.4	-19.8	11.2
South India	13.8	16.9	15.7	40.8	48.9	47.5	8.1	-1.4

	2023	2024	2025	TODATE			DIFFERENCE +/-	
	2023	2024	2025	2023	2024	2025	2023 vs 2024	2024 vs 2025
Jan								
Kenya	54.9	58.9	54.4	54.9	58.9	54.4	4	-4.5
Malawi	6.4	7.2	5.3	6.4	7.2	5.3	0.8	-1.9

	2022	2023	2024	TODATE			DIFFERENCE +/-	
	2022	2023	2024	2022	2023	2024	2022 vs 2023	2023 vs 2024
Dec								
Bangladesh	7.8	7.8	6.4	93.8	102.9	93	9.1	-9.9



DETAILS OF AWAITING SALE

SALE NO : 20

Scheduled for 27TH/28TH MAY 2025

	LOTS	QUANTITY
ExEstate	953	1,004,970
High & Medium	2,185	1,086,003
Leafy	2,203	936,224
Semi Leafy	1,690	762,169
Tippy	2,463	1,229,219
Premium Flowery	464	74,690
OffGrades	1,987	1,132,194
Dust	461	444,901
Total	12,406	6,670,370
RePrint	871	461,822

03/06/2025

Buyers Prompt

04/06/2025

Sellers Prompt

**This sale last year
Sale No. 20 | 20TH/21ST MAY 2024**

Lots :12,119
Re-print Lots :715
Quantity :6,497,182 kgs
Re-print Quantity :385,914 kgs

LOW GROWN CATALOGUES

Violations Excluded

08/05/2025

LEAFY
Closed

SEMI-LEAFY
Closed

TIPPY
Closed

OTHER MAIN SALE CATALOGUES

08/05/2025

HIGH & MEDIUM
Closed

PREMIUM FLOWERY
Closed

OFF GRADES
Closed

NO .OF PKGS
180,970

CTC
10,529 Pkgs - 567,894 kgs

ORDER OF SALE

Ex-Estate	LG Large Leaf//Semi Leafy/LG Small Leaf/BOP1A/ Premium	High & Medium/Off Grade /Dust
FW	MB	MB
EB	BC	FW
CTB	LC	EB
JK	JK	JK
LC	CTB	CTB
BC	EB	BC
MB	AS	AS
AS	FW	LC

Approx Selling time of
F&W Catalogues

27TH

MAY 2025

9.30am	Main Sale - High & Medium
2.30pm	Semi - Leafy Teas
4.00pm	Off Grade
5.00pm	Low Grown - Leafy Teas

28TH

MAY 2025

8.30am	Ex-Estate
9.30am	Low Grown - Tippy Teas
10.00am	BOP1A
10.30am	Premium Flowery
1.45pm	Dust

BC - Bartleet Produce Marketing (Pvt) Ltd FW - Forbes & Walker Tea Brokers (Pvt) Ltd

LC - Lanka Commodity Brokers Ltd AS - Asia Siyaka Commodities PLC

EB - Eastern Brokers Ltd JK - John Keells PLC

CTB - Ceylon Tea Brokers PLC MB - Mercantile Produce Brokers (Pvt)Ltd

DETAILS OF AWAITING SALE

SALE NO : 21

Scheduled for 03RD/04TH JUNE 2025

	LOTS	QUANTITY
ExEstate	857	908,776
High & Medium	1,938	898,013
Leafy	1,935	818,253
Semi Leafy	1,599	697,935
Tippy	1,968	943,437
Premium Flowery	310	51,812
OffGrades	3,011	1,647,851
Dust	782	750,027
Total	12,400	6,716,104
RePrint	1,108	565,319

11/06/2025

Buyers Prompt

12/06/2025

Sellers Prompt

This sale last year
Sale No. 21 | 27TH/28TH MAY 2024

Lots	:11,259
Re-print Lots	:662
Quantity	:5,844,958 kgs
Re-print Quantity	:310,616 kgs

LOW GROWN CATALOGUES

Violations Excluded

16/05/2025

LEAFY
Closed

SEMI-LEAFY
Closed

TIPPY
Closed

OTHER MAIN SALE CATALOGUES

16/05/2025

HIGH &
MEDIUM
Closed

PREMIUM
FLOWERY
Closed

OFF
GRADES
Closed

NO .OF PKGS
178,453

CTC
10,695 Pkgs - 578,823 kgs

CATALOGUE CLOSURE DETAILS

03/04

JUNE 2025

Sale No. 21

The Ex-Estate catalogue closed on 16th May 2025, excluding violations. The Main Sale catalogues too closed on 16th May 2025, excluding violations.

09/11

JUNE 2025

Sale No. 22

The Ex-Estate and Main Sale catalogues are scheduled to close on 22nd May 2025.

17/18

JUNE 2025

Sale No. 23

The Ex-Estate and Main Sale catalogues are scheduled to close on 29th May 2025.

TEA MARKETS AROUND THE WORLD

MOMBASA AUCTION

12TH & 13TH MAY 2025 (SALE NO. 19)

Demand remained fair at irregular rates for the 188,879 packages (12,933,401.00 kilos) available in the market; 39.63% remained unsold.

MARKETS

Pakistan Packers showed more activity while Yemen, other Middle Eastern countries, Kazakhstan and other CIS states were strong and dominant. Bazaar showed less interest while Afghanistan lent some support. UK maintained enquiry with Egyptian Packers more active but at lower rates. Russia and South Sudan showed less participation with Sudan absent. Local Packers reduced interest while Somalia maintained support at the lower end of the market.

OFFERINGS

Leaf Grades - 96,120 packages (6,324,465.00 kilos) - 49.42% unsold.

Dust Grades - 76,860 packages (5,765,786.00 kilos) - 32.55% unsold.

Secondary Grades - 15,899 packages (843,150.00 kilos) - 14.71% unsold.

LEAF GRADES (M2 & M3)

BP1:

Best - Met improved absorption, appreciating by up to USC96.

Brighter - Gained up to USC24 but a few lines shed up to USC7.

Mediums - KTDA mediums saw irregular enquiry and ranged between firm to USC15 above previous rates to easier by up to USC12. The nominal weight of plantation mediums available, ranged b USC34 dearer to easier by up to USC10.

Lower Medium - Met less enquiry and shed up to USC20.

Plainer - Lost up to USC7.

PF1:

Best - Irregularly easier by up to USC24.

Brighter - Eased by up to USC21.

Mediums - KTDA mediums met irregular interest and ranged between firm to USC9 above previous rates to easier by up to USC13 while plantation mediums lost up to USC10.

Lower Medium - Some invoices were up to USC7 dearer with others easier by up to USC5.

Plainer - Mostly shed up to USC14 but select teas were up to USC3 above last levels.

CTC QUOTATIONS	BP1 - USC	PF1 - USC
Best	200 - 452	274 - 414
Good	200 - 254	265 - 338
Good Medium	200 - 271	210 - 308
Medium (KTDA)	130 - 175	130 - 250
Medium (Plantations)	130 - 222	136 - 179
Lower Medium	100 - 157	110 - 151
Plainer	090 - 116	075 - 121

DUST GRADES (M1)

PDUST:

Best - Saw irregular enquiry and ranged between firm to USC19 above previous rates to easier by up to USC6.

Brighter - Shed up to USC18.

Mediums - KTDA mediums met irregular interest at steady to USC8 dearer to easier by up to USC15 while plantation mediums lost up to USC28.

Lower Medium - Eased by up to USC27 with some lines USC36 below previous levels.

Plainer - Irregularly shed up to USC19.

DUST1:

Best - Some invoices advanced up to USC15 with others mostly easier by a similar margin.

Brighter - Lost up to USC13 but some teas appreciated by up to USC9.

Mediums - KTDA mediums gained up to USC23 while plantation mediums eased up to USC10.

Lower Medium - Were discounted by up to USC12.

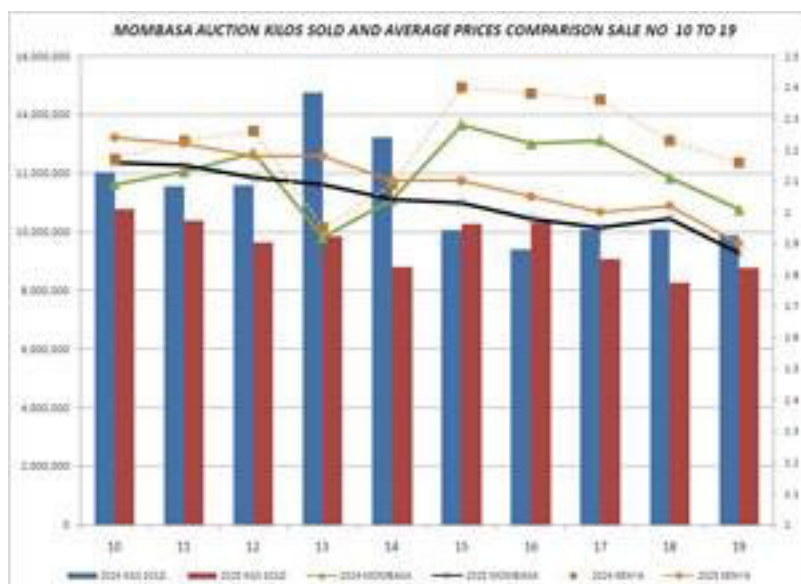
Plainer - Shed up to USC16.

CTC QUOTATIONS	PDUST - USC	DUST1 - USC
Best	220 - 321	260 - 342
Good	210 - 280	255 - 304
Good Medium	210 - 247	205 - 306
Medium (KTDA)	122 - 216	122 - 260
Medium (Plantations)	148 - 220	150 - 182
Lower Medium	115 - 170	114 - 147
Plainer	096 - 126	093 - 121

SECONDARY GRADES (S1)

In the Secondary Catalogues, best BPs were steady to irregularly dearer while others were about firm; PFs tended easier. Clean well sorted coloury Fannings were about steady while similar DUSTs held value with some teas USC15 easier. Other Fannings were fully firm with DUSTs steady. BMFs were readily absorbed at previous levels

SECONDARY QUOTATIONS (USC)	BP/BP2	PF/PF2	FNGSI/FNGS	DUST/DUST2	BMF
Best / Good	144 - 300	162 - 240	100 - 224	111 - 296	-
Good Medium / Medium	-	-	100 - 142	100 - 168	-
Lower Medium	110 - 162	098 - 134	081 - 126	080 - 148	078 - 091
Plainer	091 - 099	073 - 108	077 - 098	072 - 112	075 - 091



Courtesy - Africa Tea Brokers Limited.

BANGLADESH AUCTION

19TH MAY 2025 (SALE NO. 03)

CTC LEAF: 23,903 packages of tea on offer met with a better demand.

BROKENS/FANNINGS: Well made good liquoring varieties continued to meet with a strong demand at firm to slightly dearer rates following competition and these could be quoted between Tk.270/- and Tk.300/-. Below best varieties were a good market and were about steady in line with quality selling between Tk.230/- and Tk.250/-. All others met with a little more demand at firm to slightly easier rates and these could be quoted between Tk.200/- and Tk.220/-. BLF teas sold fairly well and sold between Tk.160/- and Tk.220/-.

DUST: 4,426 packages of tea on offer met with quite a good demand. Good liquoring Dusts sold well at slightly easier rates. Their Mediums sold irregularly following quality. Plain/BLF Dust met with an improved demand and were fully firm to slightly dearer. Blenders lent good support with fair interest from the Loose tea buyers.

COMMENTS: There was a little more demand this week from all sections of the market. The best varieties continued to sell at firm to slightly dearer rates in line with quality. Blenders again lent strong support with Loose tea buyers operating more actively.

Dusts sold well.

Our Catalogue: (Sale 3) Avg : Tk 239.05, Sold 70.25% , (Sale 2) Avg : Tk 211.70, Sold 43.48%

QUOTATIONS	BROKENS	QUOTATIONS	FANNINGS
<i>Best</i>	2.23-2.48	<i>Best</i>	2.23-2.48
<i>Good</i>	1.90-2.07	<i>Good</i>	1.90-2.07
<i>Medium</i>	1.74-1.82	<i>Medium</i>	1.74-1.82
<i>Plain</i>	1.53-1.65	<i>Plain</i>	1.53-1.82
<i>BLF</i>	1.32-1.82	<i>BLF</i>	1.32-1.82

Courtesy - National Brokers Limited.

TEA MARKETS AROUND THE WORLD

COONOR AUCTION

10TH MAY 2025 (SALE NO. 19)

CTC LEAF

DEMAND: - Good demand for the best category, others met with reduced demand with easier price levels and very erratic especially on the better medium and medium category teas.

MARKET: - The total CTC leaf teas sold this week was 67.49 %(1,180,143.47kgs) of the total offering of 1,748,673.72Kgs.

BEST:- Best liquoring teas on offer with demand continuing to persist from the local and regional buyers with prices fluctuating irregularly closely following quality. Local and Regional packagers continued to be fairly active.

GOOD:- Larger and medium broken sold barely steady to easier, smaller broken eased by Rs 2 to 6 especially on the top end. Very limited fanning grade was on offer. Regional packagers, upcountry buyers were choosy and more price sensitive.

BETTER MEDIUM & MEDIUM:- Better medium and medium category, all sorts saw a downward trend with prices declining between Rs 2 to 5. However, the prices continued to show no disparity between both the categories especially on the medium and smaller broken grades. Major blenders and Western India Packateers were fairly active. Selective buying was seen from the upcountry and local buyers. Exporters were fairly active on on cleaner, blacker fanning. Larger broken continue to meet with selective buying from exporters and larger percentage of teas remain unsold.

PLAINERS:- Further reduced demand with prices declining in the range of Rs 4 to 6 with bulk of teas remaining unsold in this segment. Limited buying from exporters. Major blenders were very choosy and internal buyers were selective along with the upcountry buyers but at substantially easier prices.

BUYING PATTERN: - The major blenders off take was 57.05% of the total CTC leaf sold.

ORTHODOX LEAF

DEMAND: - Good demand.

MARKET: - Well made clean high grown whole leaf sold steady to easier following quality. Other category were ruling barely steady to easier market following quality. Broken and fanning grades were barely steady to easier.

BUYING PATTERN: - Exporters & up country buyers continued to be fairly active closely following quality.

CTC DUST

DEMAND: - Fair demand.

MARKET: - CTC dust offer this week was at 478,678.54Kgs of which 379,778.64kgs were sold (79.34%).

Best teas continue to meet with good demand and prices were irregular and easier on all sorts closely following quality. Good category teas were fully firm to occasionally dearer. Better medium & medium teas were barely steady to easier by Rs 1 to 2. Plain teas were steady at last prices.

BUYING PATTERN: - Major blenders were fairly active. Regional and local packateers were selective along with the Up country and the local buyers. Exporters were fairly active on the bolder dust especially on cleaner and blacker sorts.

ORTHODOX DUST

DEMAND: - Good demand.

MARKET: - Primary dusts sold at irregular and easier levels following quality, secondaries sold at irregular levels.

BUYING PATTERN: - Regional & local packateers were fairly active on primary dusts. Exporters were selective on the secondary dusts.

Courtesy - J.Thomas & Co. Pvt. Ltd

TEA MARKETS AROUND THE WORLD

KOLKATA AUCTION

06TH MAY 2025 (SALE NO. 19)

	2025	2024	DIFFERENCE
CTC	29,783	29,333	450
ORTHODOX	41,268	25,463	15,805
DUST	12,234	12,770	-536

KOLKATA SALE CTC MARKET

Market opened to good demand. Assams selling irregularly easier following decline in quality. Dooars not seen yet.

BUYING PATTERN:

WI - Good support on the better teas.

HUL - Operating

TCPL - Quiet so far

Exporters - Good Support

Other local and int - Fair support

KOLKATA SALE ORTHODOX MARKET

MARKET REPORT:

Market opened to strong demand. Well made Whole leaf and larger Broken selling at firm to dearer rates. Well made smaller Broken selling around last levels. Remainder Whole Leaf and Broken selling at firm rates. Leafy Fannings and cleaner Secondaries witnessing more competition and selling readily.

BUYING PATTERN:

Middle East : Mainstay

CIS: Active

KOLKATA SALE DUST MARKET

MARKET REPORT:

Market opened to good demand. All sorts firm to occasionally dearer.

BUYING PATTERN:

HUL: Mainstay

Western India: Active

Local and Internals: Fair support

Courtesy -J Thomas & Company Private Limited

COCHIN AUCTION

07TH MAY 2025 (SALE NO. 19)

QUANTITY	2025 kgs	2024 kgs	Difference
ORX	3,60,640	1,32,121	2,28,519
CTC	29,840	29,805	35
Total	3,90,480	1,61,926	2,28,554

ORTHODOX LEAF

MARKET:

Good demand.

Clean, black, well-made Whole-Leaf and Broken were firm to dearer; The Remainder was irregular around last and lower following quality, particularly the Smaller Broken and stalkier kinds.

BUYING PATTERN:

M.E. - Active

C.I.S. - Active HUL - Absent

CTC LEAF

MARKET:

Good demand.

Bolder sorts were firm to occasionally dearer; Smaller Broken and Fannings were easier.

BUYING PATTERN:

Major Blenders - Absent so far Internal - Fair

Exporters - Mainstay

Courtesy -J.T. COCHIN

TEA MARKETS AROUND THE WORLD

SILIGURI AUCTION

07TH MAY 2025 (SALE NO 19)

	2025-2026	2024-2025	DIFFERENCE
CTC	76,196	63,621	12,575
DARJEELING	-	-	-
GREEN	-	-	-
DUST	8,144	8,626	-482
TOTAL	84,340	72,247	12,093

CTC LEAF MARKET REPORT

STAC OFFERINGS IN PACKAGES

DEMAND / MARKET DETAILS: Market opened to good demand. Good and Best sorts sold at irregularly lower levels, also noticing some withdrawals. Medium and Plainer teas yet to be seen.

BUYING PATTERN:

Internal / Local Packeteers: Mainstay

TCPL/ HUL: Silent so far

W.I : Operating

Courtesy -J. THOMAS & CO. PVT. LTD -SILIGURI

MALAWI AUCTION

07TH MAY 2025 (SALE NO. 19)

LIMBE MARKET REPORT SALE 19 HELD ON 07/05/2025

There was less and selective interest for the 5920 packages on offer

BP1 were firm to 1USC easier on last.

PF1/PD were all taken out.

D1 met selective interest following quality and tended firm where sold.

PF1SC - Few invoices on offer sold at firm to 1USC dearer.

Secondaries met selective interest and were 5-10USC below valuation where sold.

Courtesy - TEA BROKERS CENTRAL AFRICA LIMITED

GUWAHATI AUCTION

06TH MAY 2025 (SALE NO. 19)

Market: CTC

There was fair demand. Good and best Assams were barely steady. Remainder sold at irregular and easier levels and with some withdrawals.

Buying Pattern: CTC.

HUL, Western India, North India buyers operated. Exporters participated on the larger broken.

Market: DUST

There was fair demand. Select better liquoring sorts sold at around last levels, remainder were easier following quality. Browner sorts witnessed withdrawals.

Buying Pattern: DUST

HUL participated actively on the better liquoring sorts. Western India / North India buyers operated.

Courtesy -ASSOCIATED BROKERS PVT. LTD-GUWAHATI